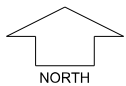


LIVING EDGE STAGE 3



SCALE 1:250

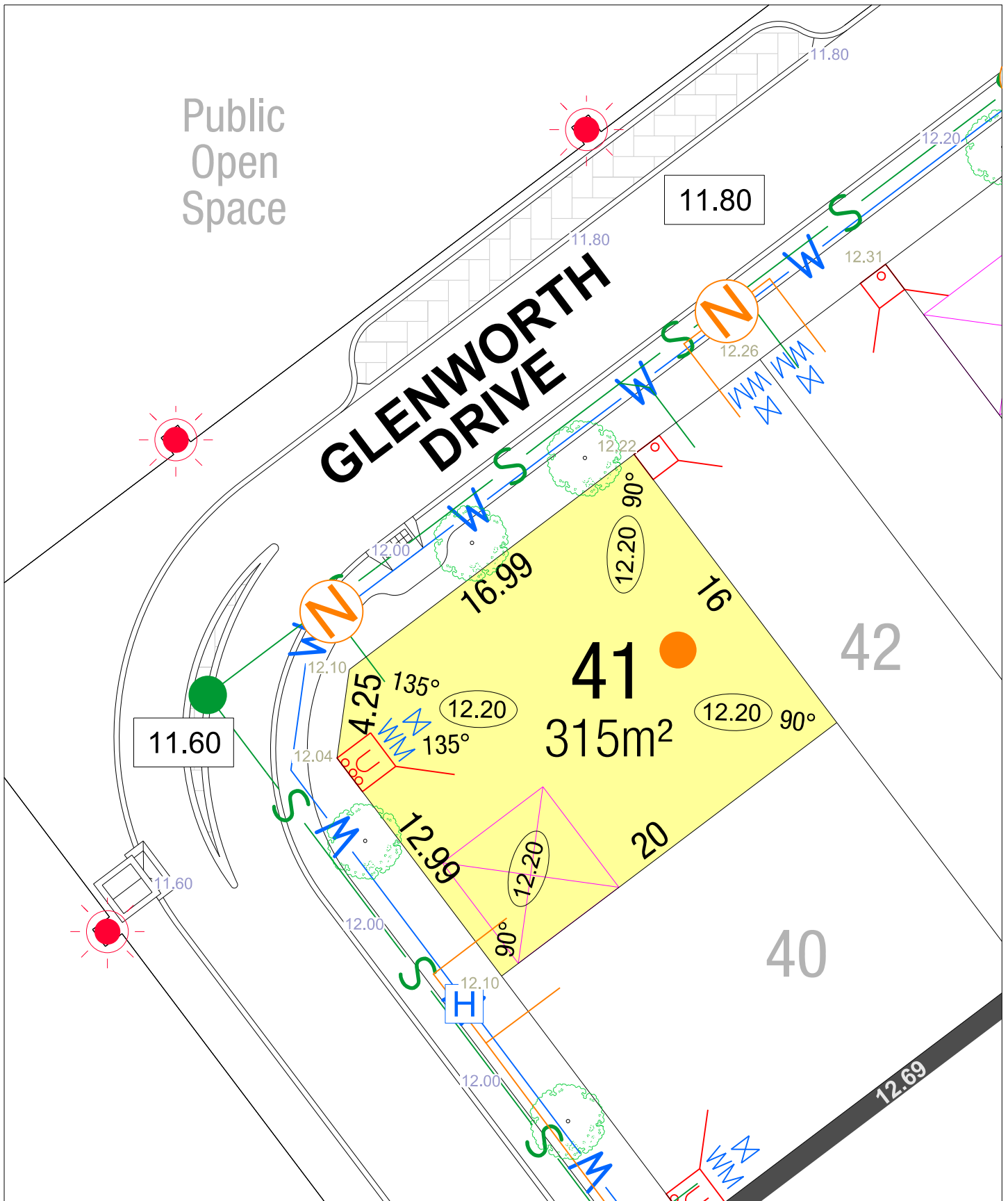
MNG. Ref: 98403lip-072b Date: 12/09/2018

Depicted Information subject to approvals and survey.

All dimensions and areas are subject to survey. The particulars on this brochure are supplied for Information only and shall not be taken as a representation in any respect on the part of the Vendor or its agent. Authorities should be consulted when services are contained within lot boundaries as building restrictions may apply. All retaining walls and associated easements are shown exaggerated for clarity.

LEGEND

	WATER		POWER DOME - MINI PILLAR		TOP OF KERB HEIGHT
	WATER METER/ VALVE / HYDRANT		POWER DOME - UNIVERSAL PILLAR		SPOT LEVEL
	SEWER		STREETLIGHTS		PAD LEVEL
	DRAINAGE		PADMOUNT SITE		ROAD LEVEL
	NBN CONNECTION		RETAINING WALL & HEIGHT		BATTER LINE
	RAIN GARDEN		GARAGE LOCATION		BUSHFIRE ATTACK LEVEL BAL 12.5
					BUSHFIRE ATTACK LEVEL BAL 19
					BUSHFIRE ATTACK LEVEL BAL 29



Public
Open
Space

**GLENWORTH
DRIVE**

11.60

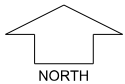
11.80

41
315m²

42

40

**LIVING EDGE
STAGE 3**

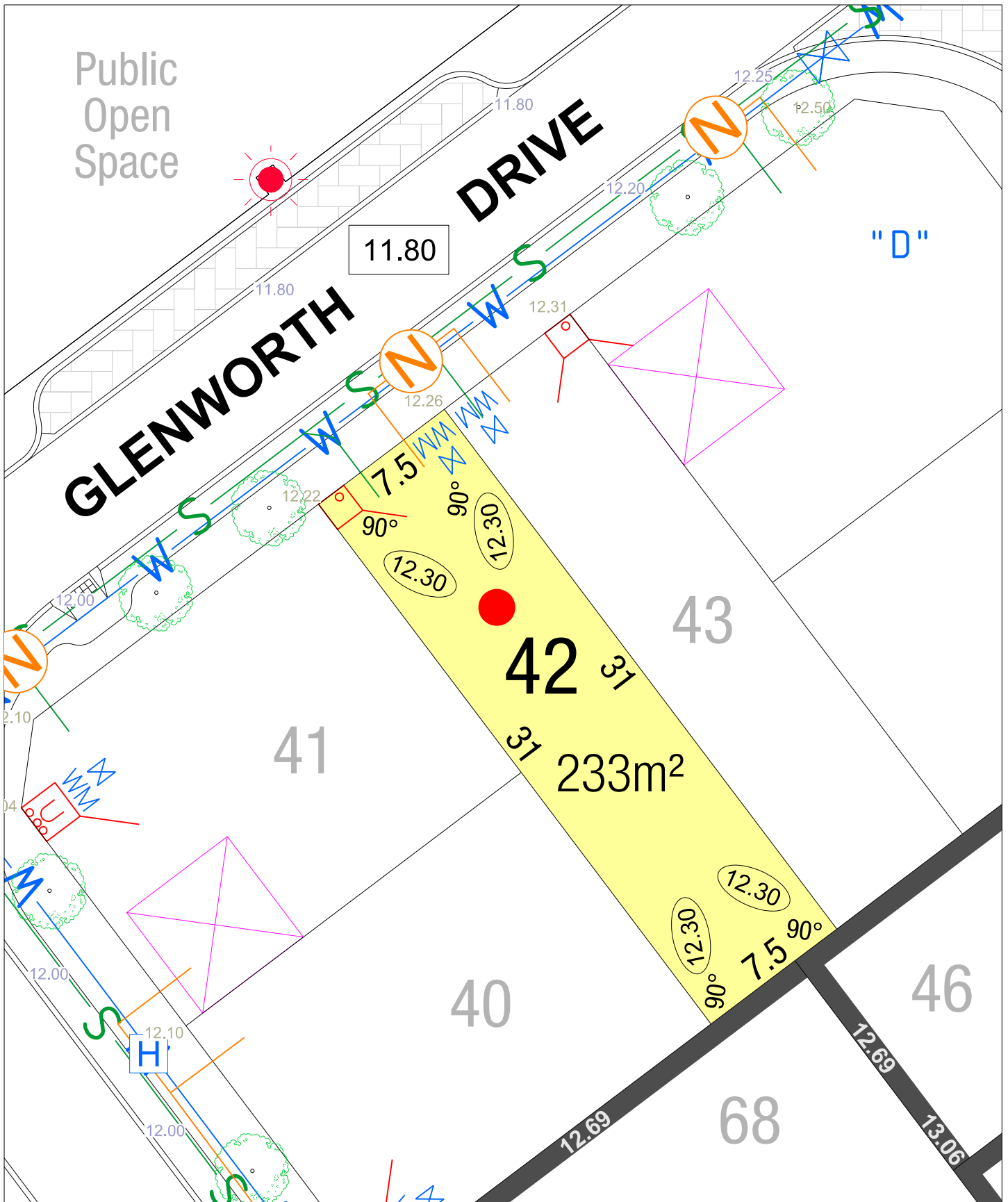


SCALE 1:250

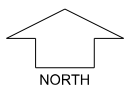
MNG. Ref: 98403lip-072b Date: 12/09/2018
Depicted Information subject to approvals and survey.
 All dimensions and areas are subject to survey. The particulars on this brochure are supplied for Information only and shall not be taken as a representation in any respect on the part of the Vendor or its agent. Authorities should be consulted when services are contained within lot boundaries as building restrictions may apply. All retaining walls and associated easements are shown exaggerated for clarity.

LEGEND

WATER	POWER DOME - MINI PILLAR	TOP OF KERB HEIGHT
WATER METER/ VALVE / HYDRANT	POWER DOME - UNIVERSAL PILLAR	SPOT LEVEL
SEWER	STREETLIGHTS	PAD LEVEL
DRAINAGE	PADMOUNT SITE	ROAD LEVEL
NBN CONNECTION	RETAINING WALL & HEIGHT	BATTER LINE
RAIN GARDEN	GARAGE LOCATION	BAL 12.5
		BAL 19
		BAL 29



LIVING EDGE STAGE 3



SCALE 1:250

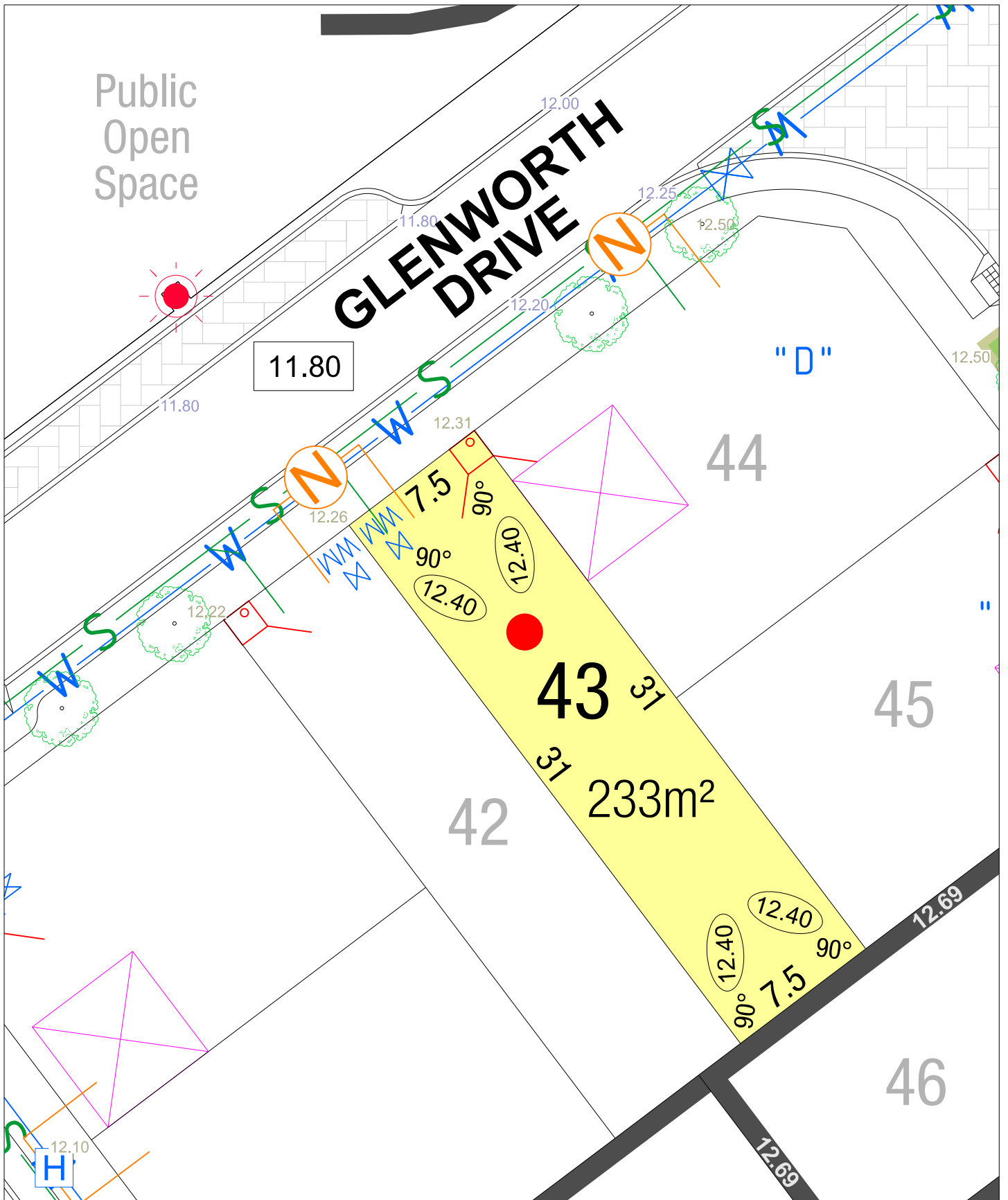
MNG. Ref: 98403lip-072b Date: 12/09/2018

Depicted Information subject to approvals and survey.

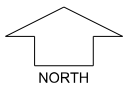
All dimensions and areas are subject to survey. The particulars on this brochure are supplied for Information only and shall not be taken as a representation in any respect on the part of the Vendor or its agent. Authorities should be consulted when services are contained within lot boundaries as building restrictions may apply. All retaining walls and associated easements are shown exaggerated for clarity.

LEGEND

	WATER		POWER DOME - MINI PILLAR		TOP OF KERB HEIGHT
	WATER METER/ VALVE / HYDRANT		POWER DOME - UNIVERSAL PILLAR		SPOT LEVEL
	SEWER		STREETLIGHTS		PAD LEVEL
	DRAINAGE		PADMOUNT SITE		ROAD LEVEL
	NBN CONNECTION		RETAINING WALL & HEIGHT		BATTER LINE
	RAIN GARDEN		GARAGE LOCATION		BUSHFIRE ATTACK LEVEL



LIVING EDGE STAGE 3



SCALE 1:250

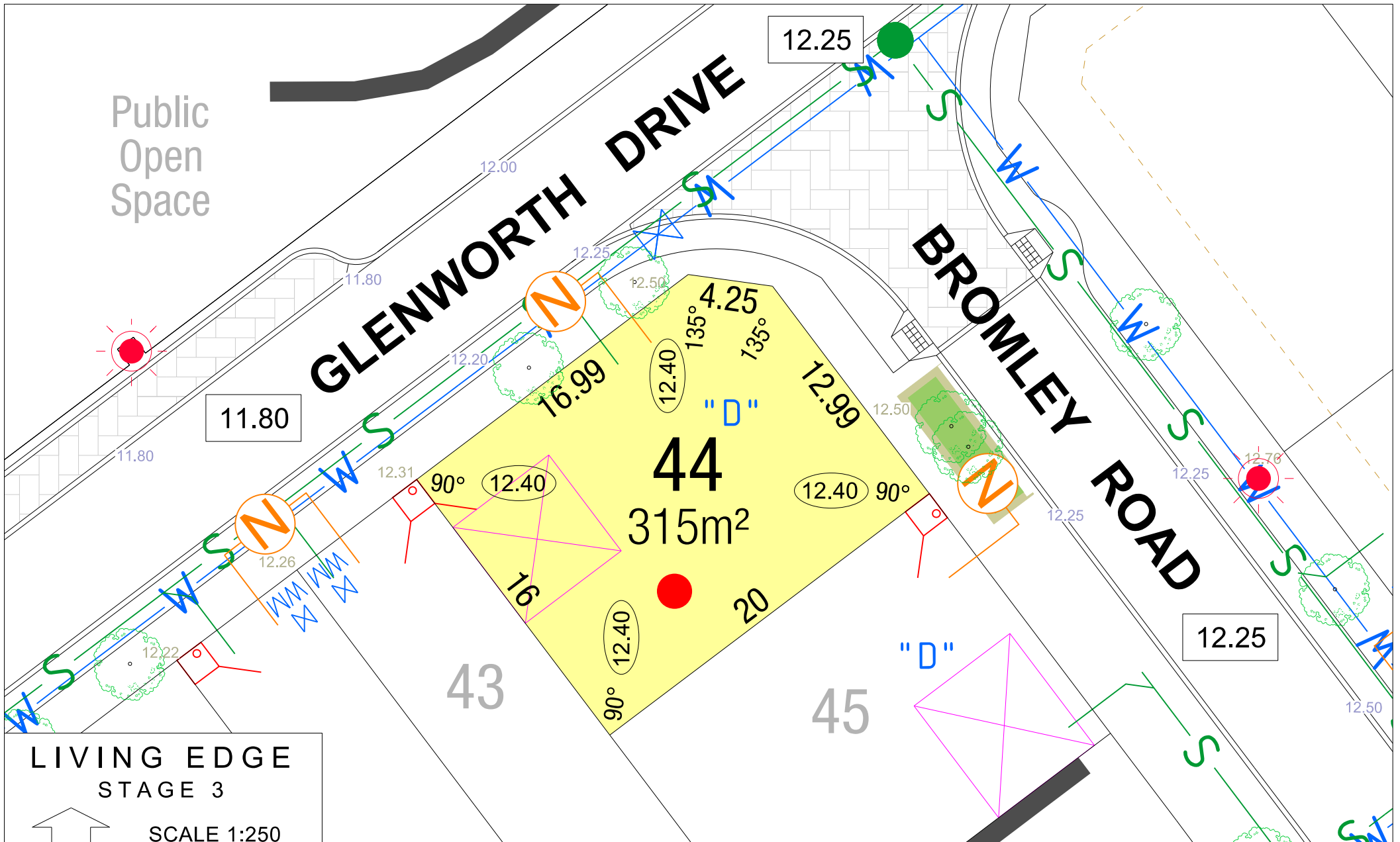
MNG. Ref: 98403lip-072b Date: 12/09/2018

Depicted Information subject to approvals and survey.

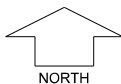
All dimensions and areas are subject to survey. The particulars on this brochure are supplied for Information only and shall not be taken as a representation in any respect on the part of the Vendor or its agent. Authorities should be consulted when services are contained within lot boundaries as building restrictions may apply. All retaining walls and associated easements are shown exaggerated for clarity.

LEGEND

	WATER		POWER DOME - MINI PILLAR		TOP OF KERB HEIGHT
	WATER METER/ VALVE / HYDRANT		POWER DOME - UNIVERSAL PILLAR		SPOT LEVEL
	SEWER		STREETLIGHTS		PAD LEVEL
	DRAINAGE		PADMOUNT SITE		ROAD LEVEL
	NBN CONNECTION		RETAINING WALL & HEIGHT		BATTER LINE
	RAIN GARDEN		GARAGE LOCATION		BUSHFIRE ATTACK LEVEL



LIVING EDGE STAGE 3

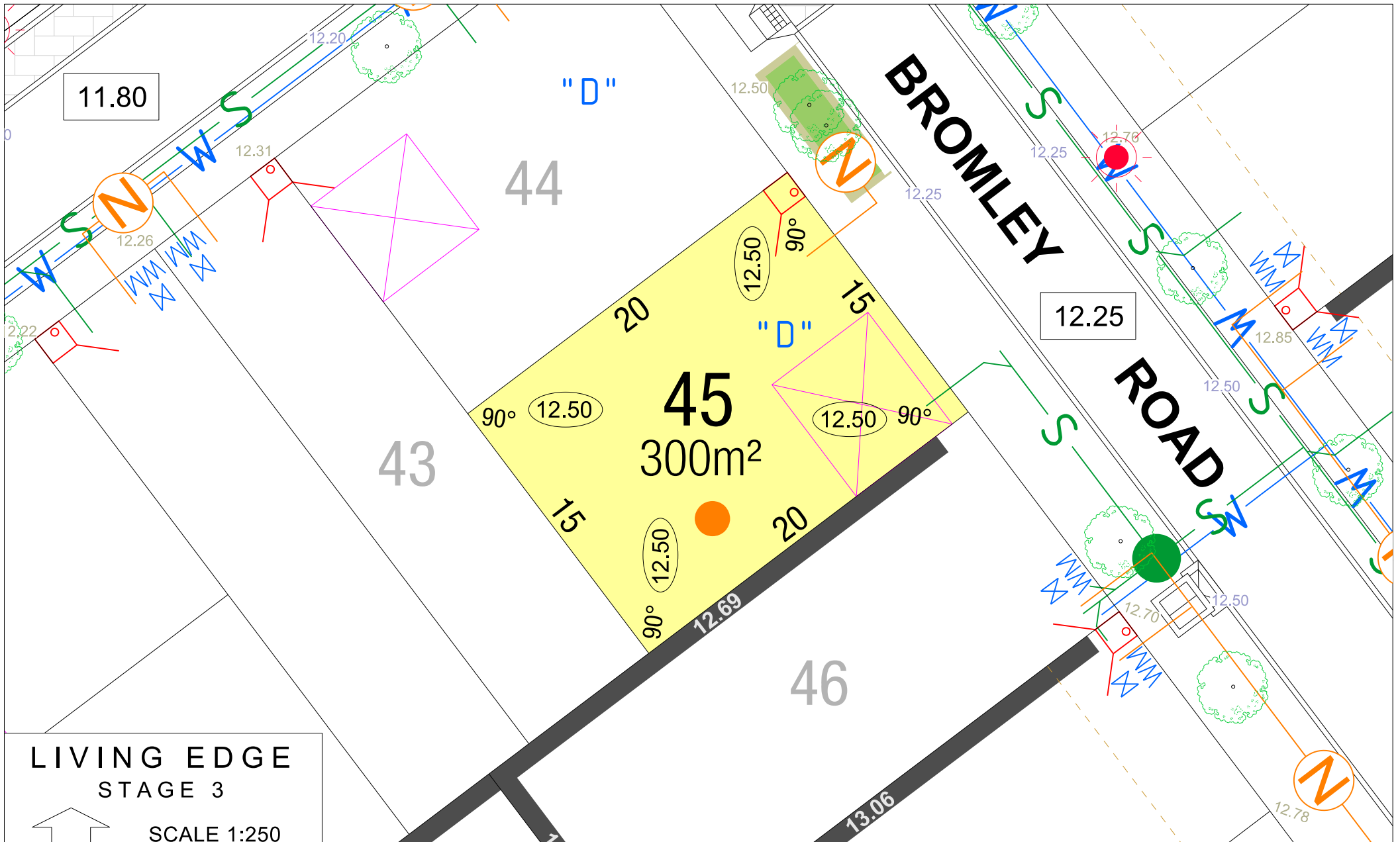


SCALE 1:250

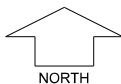
MNG. Ref: 98403lip-072b Date: 12/09/2018
 Depicted information subject to approvals and survey.
 All dimensions and areas are subject to survey. The particulars on this brochure are supplied for Information only and shall not be taken as a representation in any respect on the part of the Vendor or its agent. Authorities should be consulted when services are contained within lot boundaries as building restrictions may apply. All retaining walls and associated easements are shown exaggerated for clarity.

LEGEND

	WATER		DRAINAGE		POWER DOME MINI PILLAR		SPOT LEVEL
	WATER METER/ VALVE / HYDRANT		RETAINING WALL & HEIGHT		POWER DOME UNIVERSAL PILLAR		PAD LEVEL
	SEWER / MANHOLE		NBN CONNECTION		STREETLIGHTS		ROAD LEVEL
	BATTER LINE		GARAGE LOCATION		PADMOUNT SITE		BUSHFIRE ATTACK LEVEL
	RAIN GARDEN						BUSHFIRE ATTACK LEVEL
							BUSHFIRE ATTACK LEVEL



LIVING EDGE STAGE 3

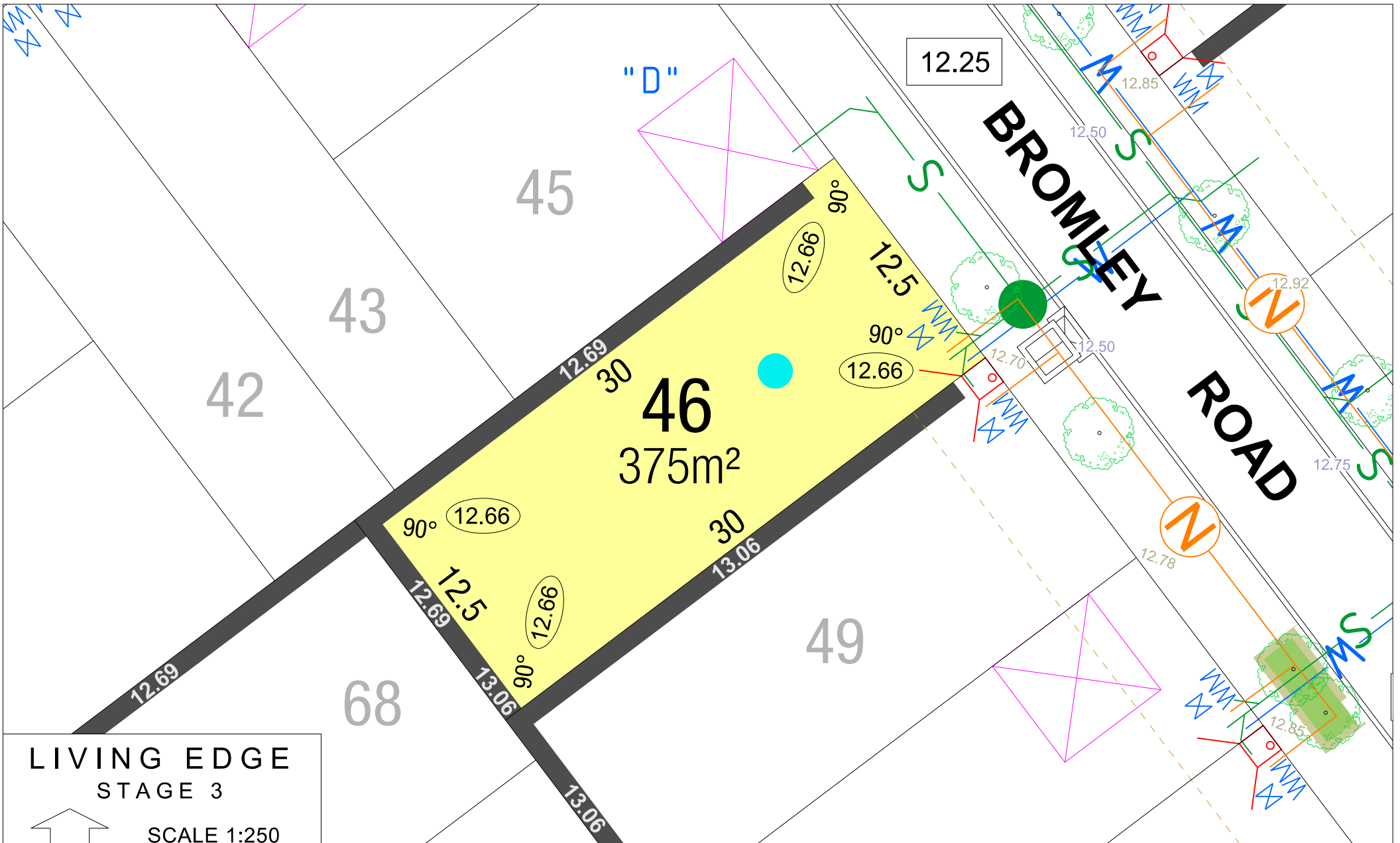


SCALE 1:250

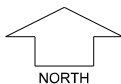
MNG. Ref: 98403lip-072b Date: 12/09/2018
 Depicted information subject to approvals and survey.
 All dimensions and areas are subject to survey. The particulars on this brochure are supplied for Information only and shall not be taken as a representation in any respect on the part of the Vendor or its agent. Authorities should be consulted when services are contained within lot boundaries as building restrictions may apply. All retaining walls and associated easements are shown exaggerated for clarity.

LEGEND

	WATER		DRAINAGE		POWER DOME MINI PILLAR		SPOT LEVEL
	WATER METER/ VALVE / HYDRANT		RETAINING WALL & HEIGHT		POWER DOME UNIVERSAL PILLAR		PAD LEVEL
	SEWER / MANHOLE		NBN CONNECTION		STREETLIGHTS		ROAD LEVEL
	BATTER LINE		GARAGE LOCATION		PADMOUNT SITE		BUSHFIRE ATTACK LEVEL
	RAIN GARDEN						



**LIVING EDGE
STAGE 3**



SCALE 1:250

MNG. Ref: 98403lip-072a Date: 05/09/2018
 Depicted information subject to approvals and survey.
 All dimensions and areas are subject to survey. The particulars on this brochure are supplied for Information only and shall not be taken as a representation in any respect on the part of the Vendor or its agent. Authorities should be consulted when services are contained within lot boundaries as building restrictions may apply. All retaining walls and associated easements are shown exaggerated for clarity.

LEGEND

	WATER		DRAINAGE		POWER DOME MINI PILLAR		SPOT LEVEL
	WATER METER/ VALVE / HYDRANT		RETAINING WALL & HEIGHT		POWER DOME UNIVERSAL PILLAR		PAD LEVEL
	SEWER / MANHOLE		NBN CONNECTION		STREETLIGHTS		ROAD LEVEL
	BATTER LINE		GARAGE LOCATION		PADMOUNT SITE		BUSHFIRE ATTACK LEVEL
	RAIN GARDEN						